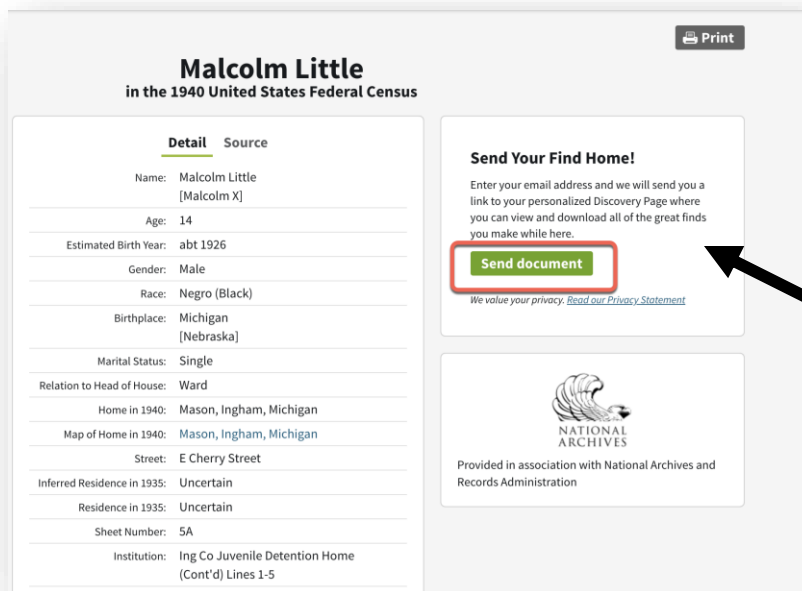


Sending Discoveries Home

A user guide to assist with sending information resources found in Ancestry Library Edition and HeritageQuest Online to your home.

1. Select the **“Send document”** button on the left-hand side of the Record Information Page.



Malcolm Little
in the 1940 United States Federal Census

Detail Source

Name: Malcolm Little
[Malcolm X]

Age: 14

Estimated Birth Year: abt 1926

Gender: Male

Race: Negro (Black)

Birthplace: Michigan
[Nebraska]

Marital Status: Single

Relation to Head of House: Ward

Home in 1940: Mason, Ingham, Michigan

Map of Home in 1940: Mason, Ingham, Michigan

Street: E Cherry Street

Inferred Residence in 1935: Uncertain

Residence in 1935: Uncertain

Sheet Number: 5A

Institution: Ing Co Juvenile Detention Home
(Cont'd) Lines 1-5

Send Your Find Home!
Enter your email address and we will send you a link to your personalized Discovery Page where you can view and download all of the great finds you make while here.

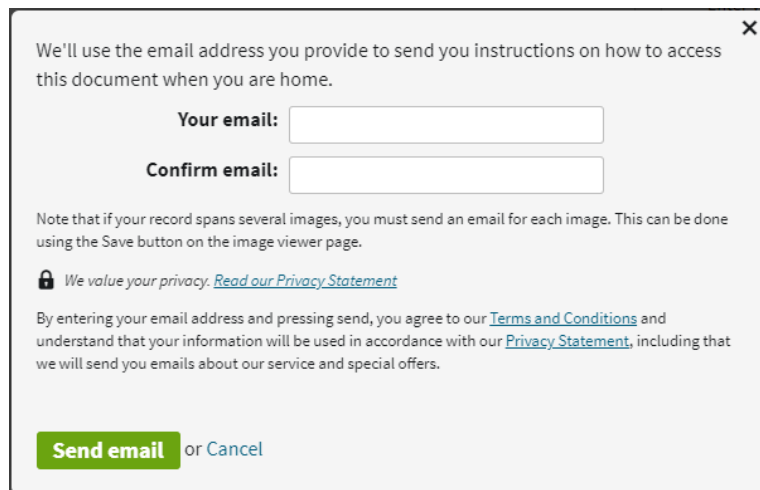
Send document

We value your privacy. [Read our Privacy Statement](#)

NATIONAL ARCHIVES
Provided in association with National Archives and Records Administration

"Click on Send Document"

2. Enter and **confirm your email address**




We'll use the email address you provide to send you instructions on how to access this document when you are home.

Your email:

Confirm email:

Note that if your record spans several images, you must send an email for each image. This can be done using the Save button on the image viewer page.


 We value your privacy. [Read our Privacy Statement](#)

By entering your email address and pressing send, you agree to our [Terms and Conditions](#) and understand that your information will be used in accordance with our [Privacy Statement](#), including that we will send you emails about our service and special offers.

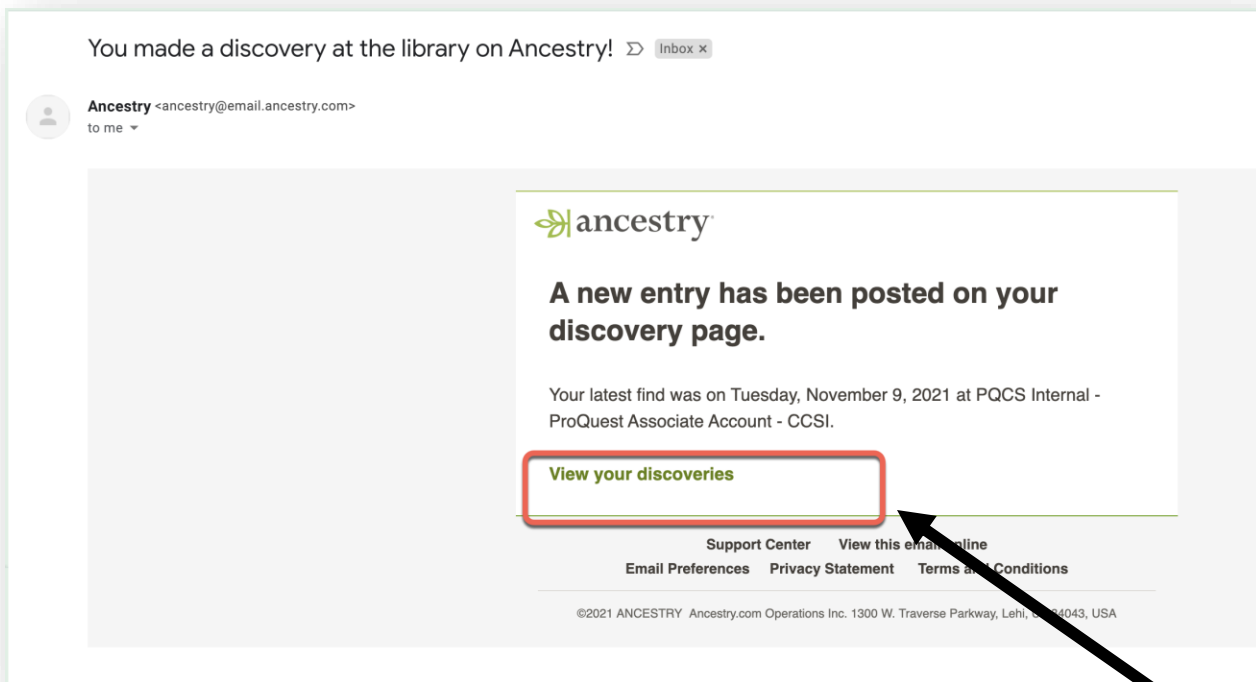
Send email or Cancel

Sending Discoveries Home

3. An email will be sent to the address you entered.
Next, check your email notification from **Ancestry**.



4. Click the **“View your discoveries”** link to see your saved records.



“View your discoveries”

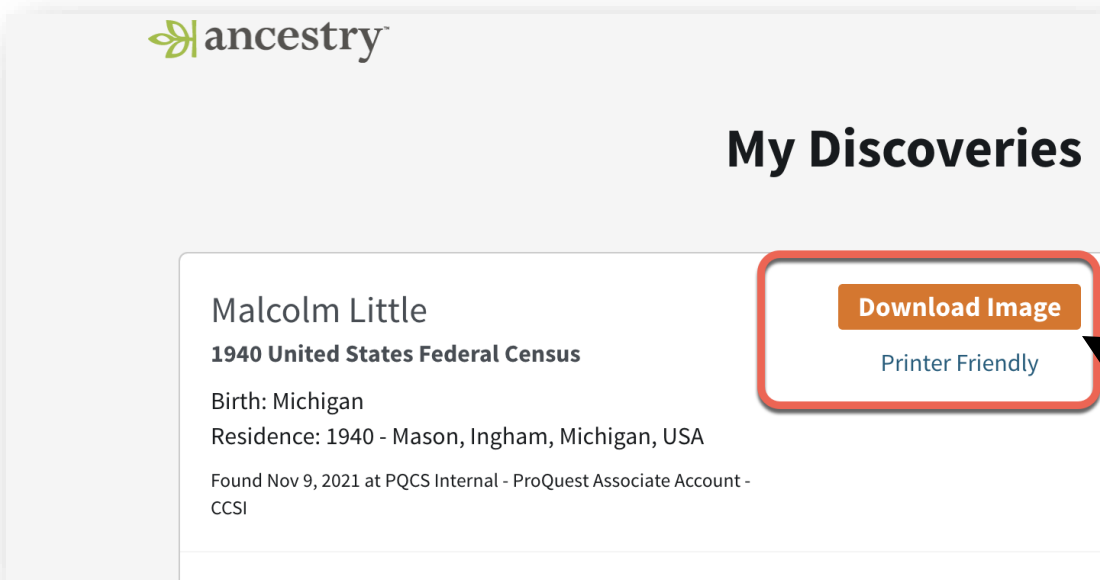
Sending Discoveries Home

Important note:

A maximum of 300 items can be stored in your Discoveries Page.

Regardless of how many items you save each day, only one email will be sent per 12-to-24-hour period. Keep at least one of these emails so that you have access to the URL that will direct you to your Discoveries Page.

5. Download Image



The screenshot shows the Ancestry.com interface. At the top left is the Ancestry logo. On the right, the heading "My Discoveries" is displayed. Below this, a card for "Malcolm Little" is shown. The card includes the following text: "1940 United States Federal Census", "Birth: Michigan", "Residence: 1940 - Mason, Ingham, Michigan, USA", and "Found Nov 9, 2021 at PQCS Internal - ProQuest Associate Account - CCSI". To the right of the card, there is a red-bordered box containing two buttons: "Download Image" (in orange) and "Printer Friendly" (in blue). A black arrow points from the "Download Image" button to a separate text box on the right.

*Click to Download
Image or Print
Details*

Important note:

**I don't see a Download Image button.
Why is that?**

If you don't see a Download Image link, this image is either not available for download or there is no image.

Click on Printer Friendly and you will see a page with all of the transcribed information for this document as well as source information.